



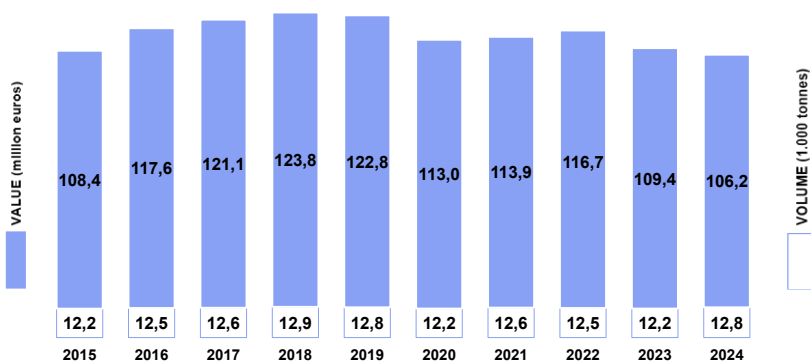
Last update: 08-01-2026

# IMPORT – EXPORT

Source: EUMOFA, based on Eurostat-COMEXT data

Values in the bar charts are deflated by using the GDP deflator (base=2020)

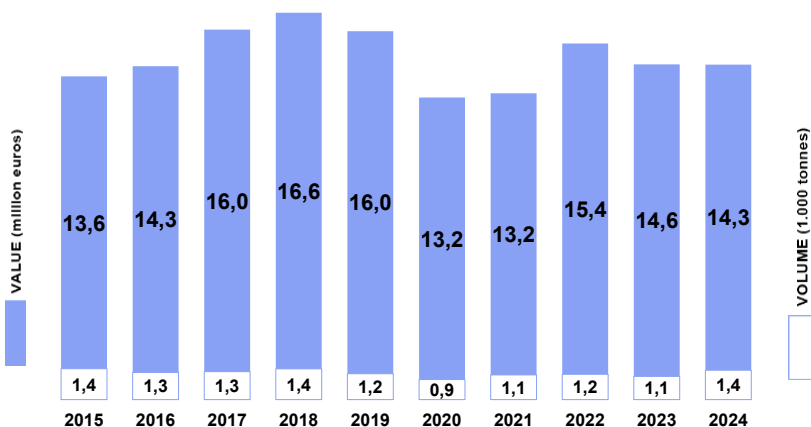
## IMPORT



Main commercial species imported and % of total imports  
2024, million euros (nominal value)

Species	Value (million euros)	% of total imports
SALMON	34	25%
COD	11	9%
MISCELLANEOUS SHRIMPS	7	5%
TROUT	4	3%
MISCELLANEOUS TUNA	4	3%
OTHERS	73	55%

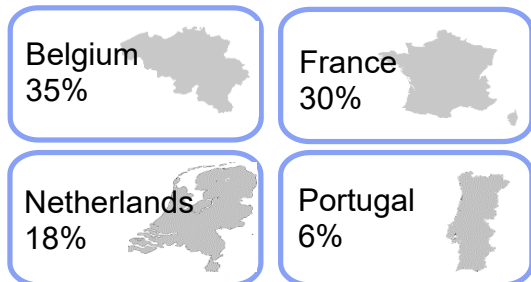
## EXPORT




Main commercial species exported and % of total exports  
2024, million euros (nominal value)

Species	Value (million euros)	% of total exports
SALMON	3	16%
TROUT	3	14%
CAVIAR, LIVERS AND ROES	2	9%
MISCELLANEOUS SHRIMPS	1	7%
COD	1	4%
OTHERS	9	49%

Main countries of **ORIGIN**  
(in value, 2024)



Main countries of **DESTINATION**  
(in value, 2024)





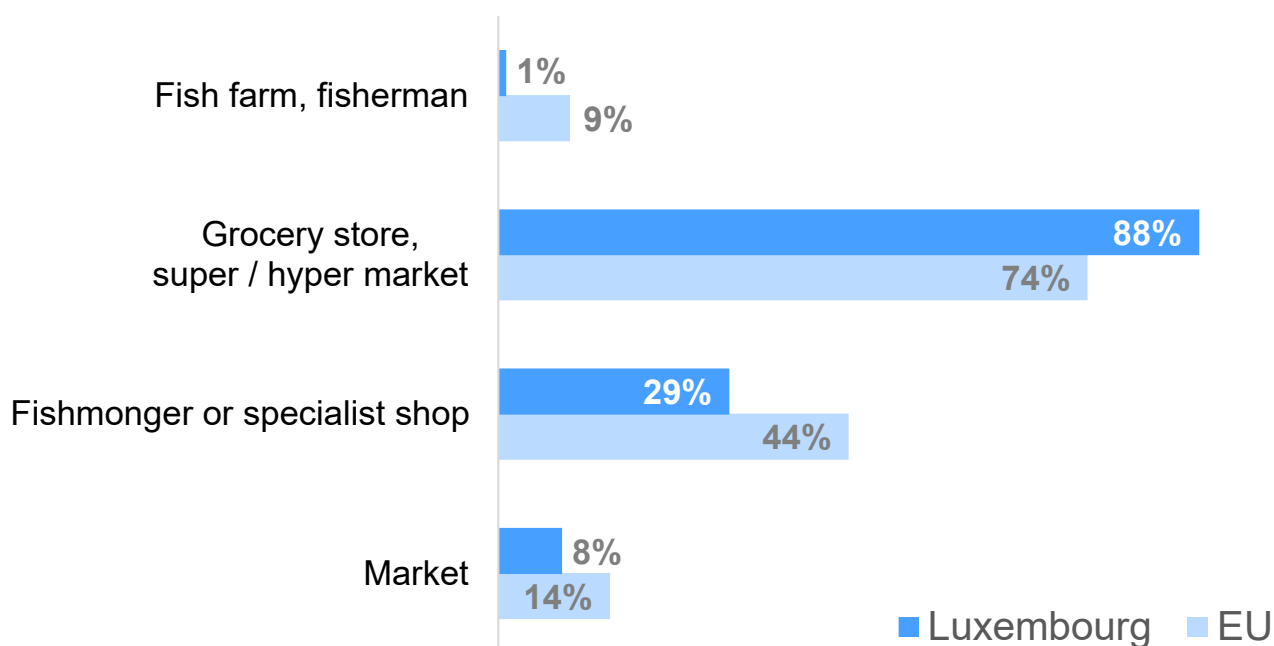
Last update: 08-01-2026

## AQUACULTURE

Aquaculture activity in Luxembourg is limited, mainly consisting of trout farming. A freshwater pearl mussel farm also exists to restock rivers.

## DISTRIBUTION

Consumer preferences on purchasing channels (source: Eurobarometer, 2024):





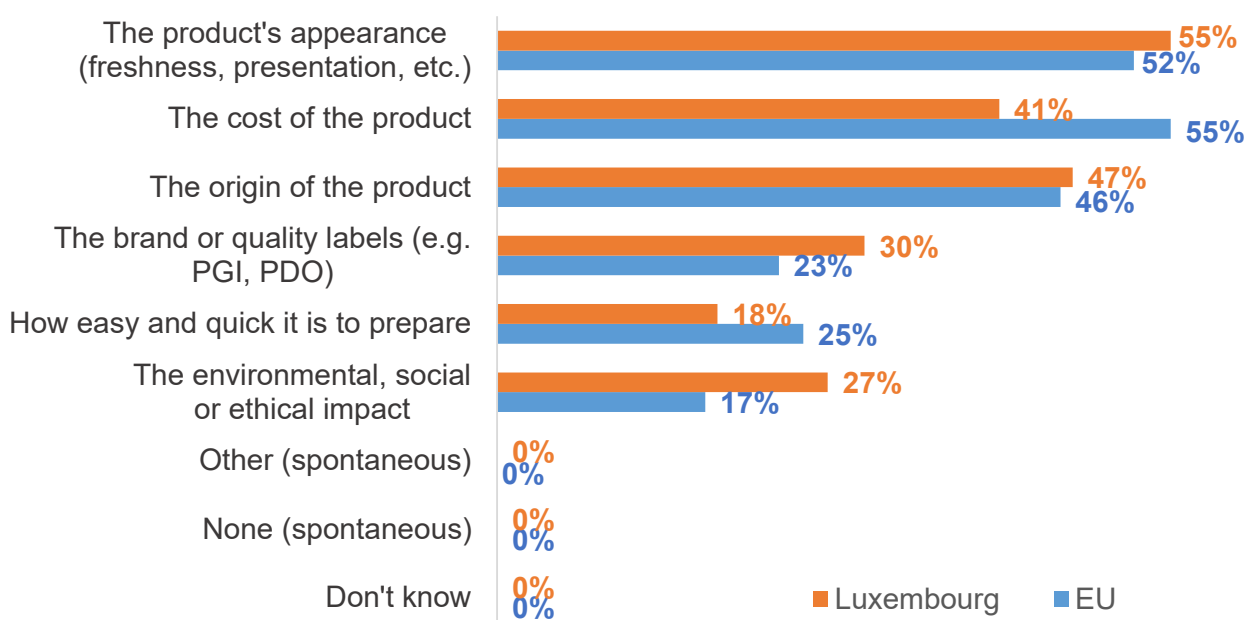
Last update: 08-01-2026

## CONSUMPTION

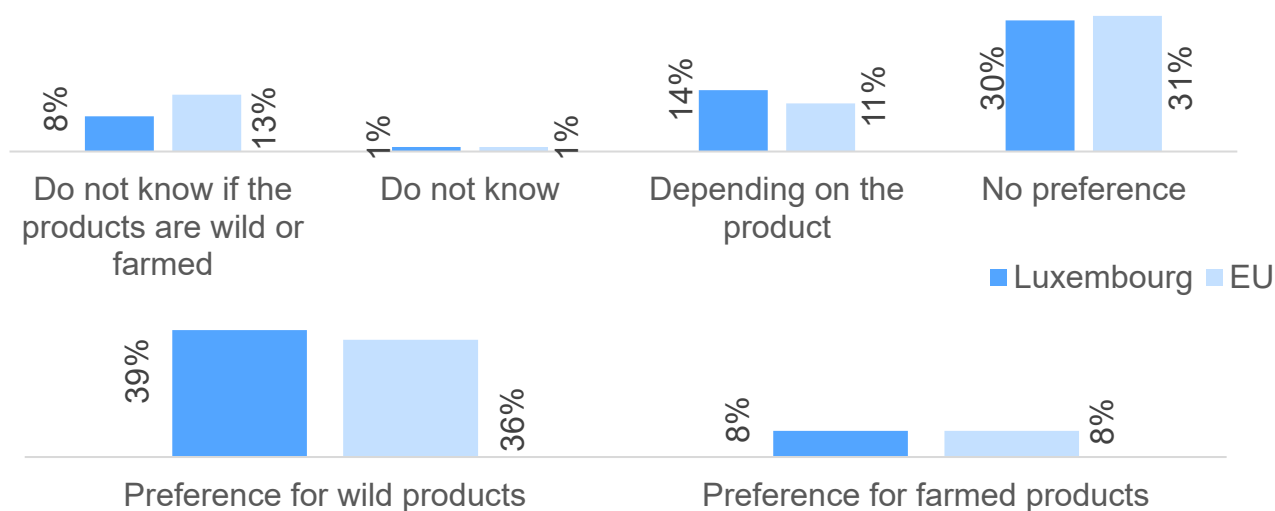
In 2023, apparent consumption was estimated at 29,46 kg per capita, a 3% decrease compared with 2022. The most consumed species were salmon and cod (source: EUMOFA).

**29,46 kg**  
**per capita in live weight**  
**equivalent**  
 (2023, source: EUMOFA)

### Purchasing factors (source: Eurobarometer, 2024)



### Preferences regarding wild or farmed product (source: Eurobarometer, 2024)





Last update: 08-01-2026

## THE COUNTRY IN EUMOFA



### LANDINGS

### AQUACULTURE

Supply chain stage not present (landlocked country).

No data available

### FIRST SALES

### WHOLESALE

Supply chain stage not present (landlocked country).

No data available

### IMPORT - EXPORT

### PROCESSING

Volumes and values are collected from Eurostat – COMEXT. Data concern trade flows of all fisheries and aquaculture products as recorded by national customs.

No data available

They are available on a monthly and yearly basis and accessible through dashboards, as well as through the bulk download facility.

### CONSUMPTION

No data available