



Last update: 09-03-2026

CZECHIA IN THE WORLD AND IN THE EU

2023, sources: Eurostat and FAO

Czechia is a landlocked country and has a few catches in inland waters, mainly recreational angling (source: FAO). As for aquaculture production, it was the 12th largest EU-27 producer in 2023.

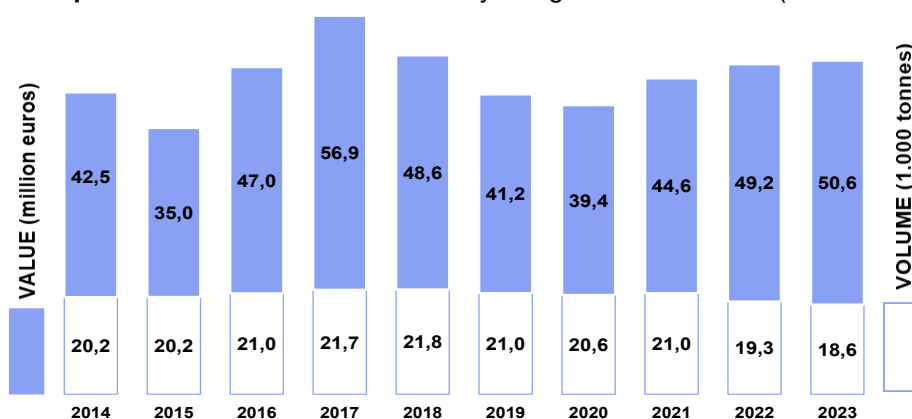
(1.000 tonnes)	World	EU-27	Czechia	% world	% EU-27
Catches	91.681	3.555	3	0,004%	0,1%
Aquaculture	136.140	1.043	19	0,014%	1,8%
Total	227.821	4.598	22	0,010%	0,5%

AQUACULTURE

Source: EUMOFA, based on Eurostat and FAO data

Aquaculture consists in the farming of aquatic (fresh or saltwater) organisms, such as fish, molluscs, crustaceans and aquatic plants. Aquaculture data are reported in live weight equivalent and value. With no direct access to the sea, aquaculture activity in Czechia is limited to freshwater farming. Production mainly occurs in ponds (96%) and small quantity on tanks and raceways (3%). A marginal production is carried out through recirculation systems, cages and other methods for which no detail is available (1%).

Total production. Values are deflated by using the GDP deflator (base=2020)



Main commercial species farmed and % of total

2023, million euros (nominal value) and 1.000 tonnes

	Value (million euros)	% of total	Volume (1.000 tonnes)	% of total	
CARP	42,9	84,8%	16,7	90,0%	CARP
TROUT	3,1	6,2%	0,7	3,5%	TROUT
PIKE	0,9	1,8%	0,1	0,7%	PIKE
OTHERS	3,7	7,3%	1,2	5,8%	OTHERS



PROCESSING

According to Eurostat-SBS, 743 persons were employed in Czechian fish processing industry in 2023. From these, 17% (app. 130 persons) are assigned to the fish processing industry strictly speaking, while the rest work in plants also processing other food commodities (source: Czech Fish Farmers Association). The sector recorded a value added of EUR 28 million, covering 1% of the value added of total manufacture of food products. In 2024, the main products sold were “Fresh or chilled fish fillets and fish meat (including shark fins), whether or not minced” and “Frozen fish fillets” (source: Eurostat-PRODCOM).

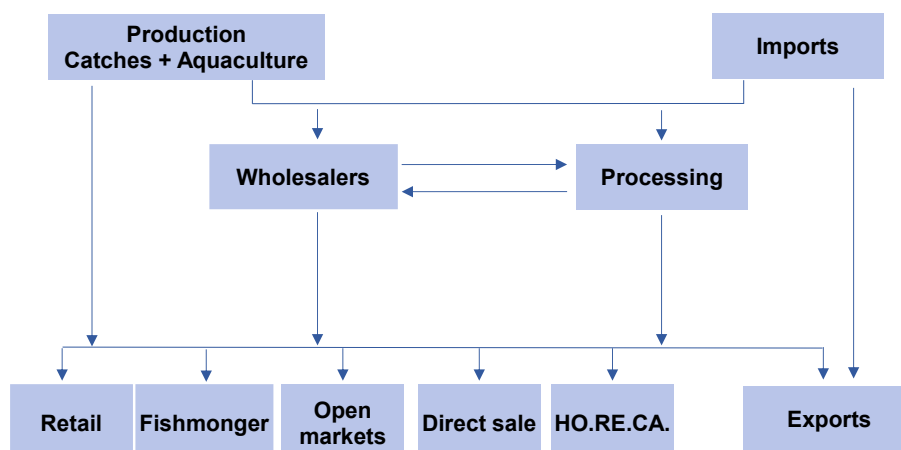
23 companies

Net turnover: EUR 172 million

(2024, source: Eurostat - SBS)

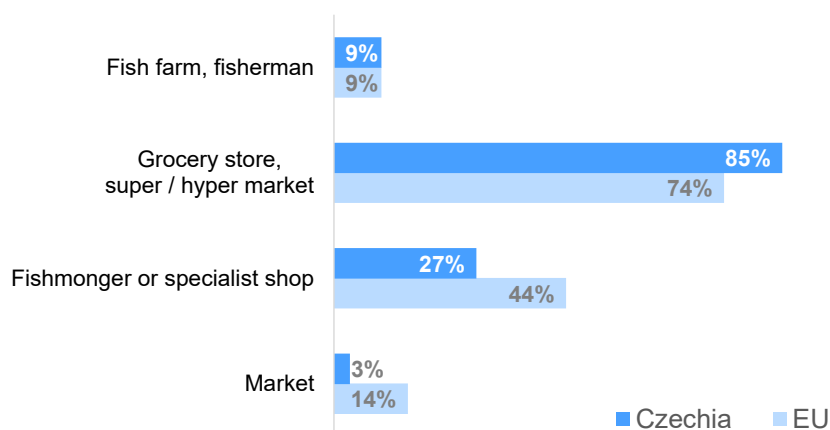
DISTRIBUTION

The supply chain of fisheries and aquaculture products in Czechia (source: Eurofish):



To note, catches is almost exclusively non-commercial, but consumed by anglers and their families directly.

Consumer preferences on purchasing channels (source: Eurobarometer, 2024):





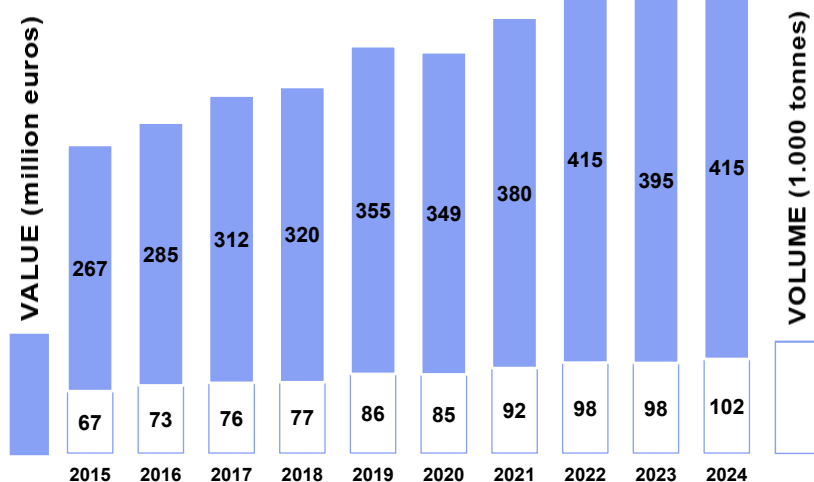
Last update: 09-03-2026

IMPORT – EXPORT

Source: EUMOFA, based on Eurostat-COMEXT data

Values in the bar charts are deflated by using the GDP deflator (base=2020)

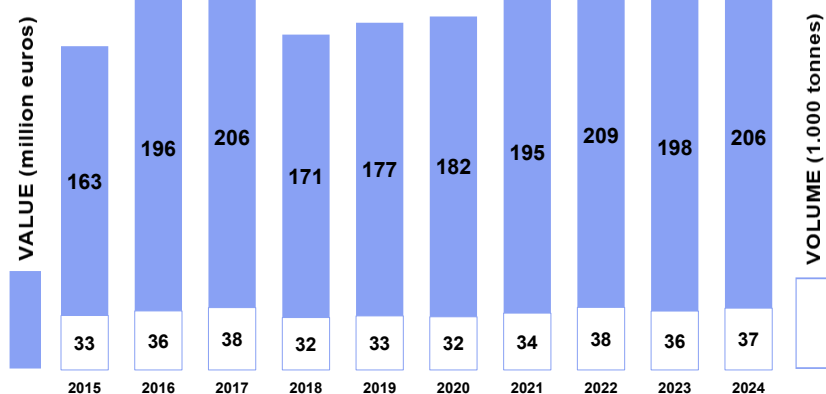
IMPORT



Main commercial species imported and % of total imports
2024, million euros (nominal value)

Species	Value (million euros)	% of total imports
SALMON	226	41%
SKIPJACK TUNA	45	8%
FISHMEAL	29	5%
WARMWATER SHRIMPS	18	3%
HERRING	18	3%
OTHERS	220	40%

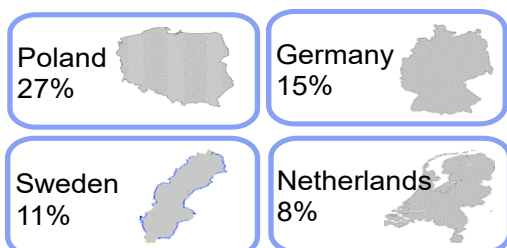
EXPORT




Main commercial species exported and % of total exports
2024, million euros (nominal value)

Species	Value (million euros)	% of total exports
SALMON	123	45%
CARP	31	11%
TUNA (MOSTLY SKIPJACK)	24	9%
WARMWATER SHRIMPS	7	2%
HAKE	5	2%
OTHERS	86	31%

Main countries of **ORIGIN**
(in value, 2024)



Main countries of **DESTINATION**
(in value, 2024)





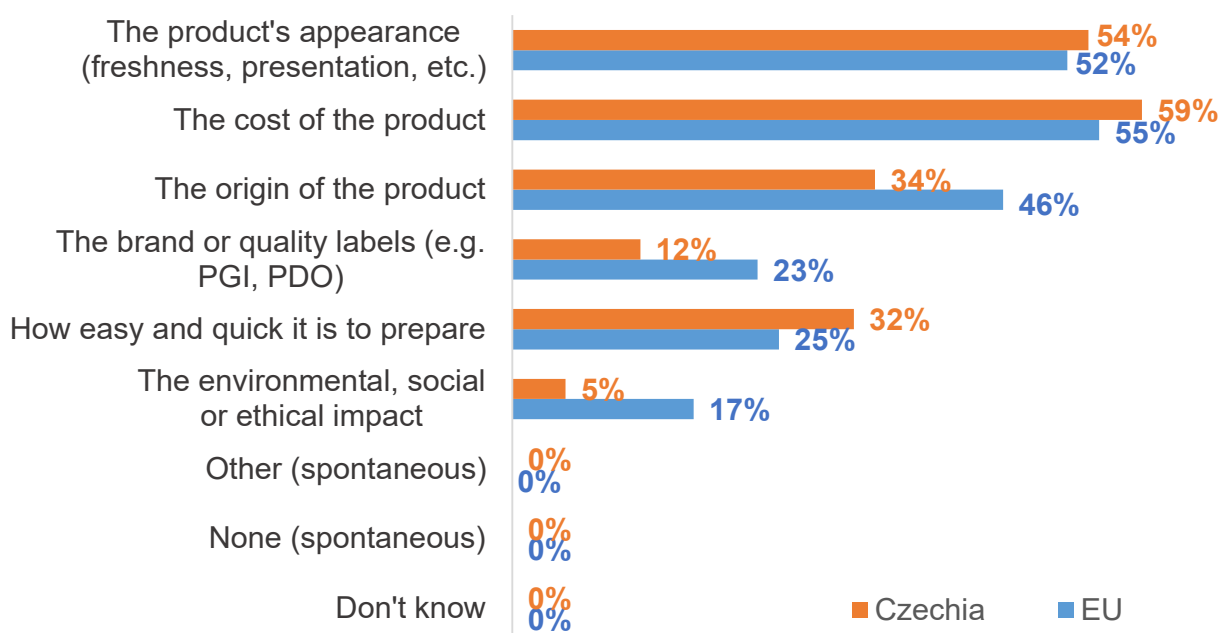
Last update: 09-03-2026

CONSUMPTION

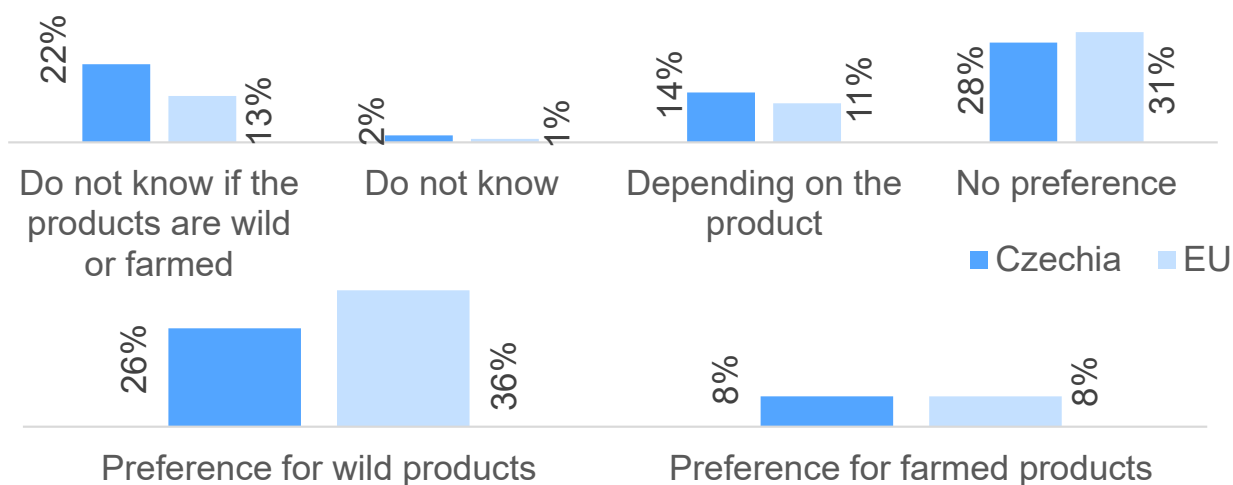
In 2023, apparent consumption was estimated at 5,60 kg per capita, a decrease of 5% compared with 2022. The most consumed species were Alaska pollock, salmon and skipjack tuna (source: EUMOFA).

5,60 kg
per capita in live weight equivalent
(2023, source: CZSO Czech
Statistical Office)

Purchasing factors (source: Eurobarometer, 2024)



Preferences regarding wild or farmed product (source: Eurobarometer, 2024)





Last update: 09-03-2026

THE COUNTRY IN EUMOFA



LANDINGS

Supply chain stage not present (landlocked country).

AQUACULTURE

Volumes and values are collected from Eurostat – Fishery and integrated with FAO data.

They are available on a yearly basis and accessible through dashboards, as well as through the bulk download facility.

FIRST SALES

Supply chain stage not present (landlocked country).

WHOLESALE

No data available

IMPORT - EXPORT

Volumes and values are collected from Eurostat – COMEXT. Data concern trade flows of all fisheries and aquaculture products as recorded by national customs.

They are available on a monthly and yearly basis and accessible through dashboards, as well as through the bulk download facility.

PROCESSING

Data are collected from Eurostat – PRODCOM. They concern ex-farm quantities and values of fisheries and aquaculture products sold in the country after being transformed from raw material into final products.

They are available on a yearly basis and accessible through dashboards, as well as through the bulk download facility.

CONSUMPTION

Retail prices from online shops are available, as collected via price-scraper.